ShiLing®

ZHEJIANG SHILING SEMICONDUCTOR CO.,LTD.

Specifcation of products

：

：MDQ200A-H2

ZHEJIANG SHILING SEMICONDUCTOR CO.,LTD.

0578 3012571 3615078

0578 3611180

323000

E-mail:smrshiling01@163.com

Http//www.smrshiling.com

05 2023.8

SYMBOL	CHARACTERISTIC	TEST CONDI TIONS	T_j (C)	VALUE			UNIT
				Min	Type	Max	
I_O	DC output current	Three-phase full wave rectifying circuit, T_C=100 C	150		200		A
V_{RRM}	Repetitive peak reverse voltage	V_{RRM} tp=10ms V_{RsM}= V_{DRM}&V_{RRM}+200V	150	600			V
I_{RRM}	Repetitive peak current	at V_{RRM}	150			6	mA
I_{FSM}	Surge forward+current P ñ7	10ms half sine wave V_R=0. 6V_{RRM}	150			2. 24	KA
I^2t	I^2T for fusing coordination						
V_{FO}	[illegible] voltage	I j	150			0. 80	V
	Forward+ '	# y q @ 1 1				1. 20	mΩ m

ING & CIRCUIT DIAGRAM

Rating and Characteristic

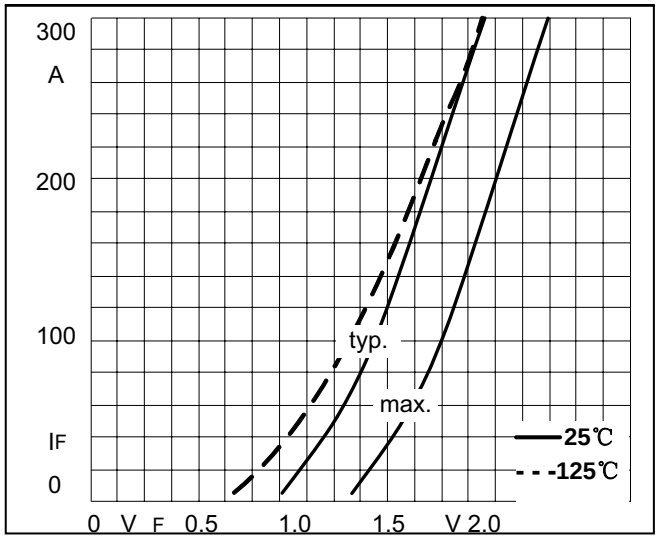

Fig1. Forward Characteristics

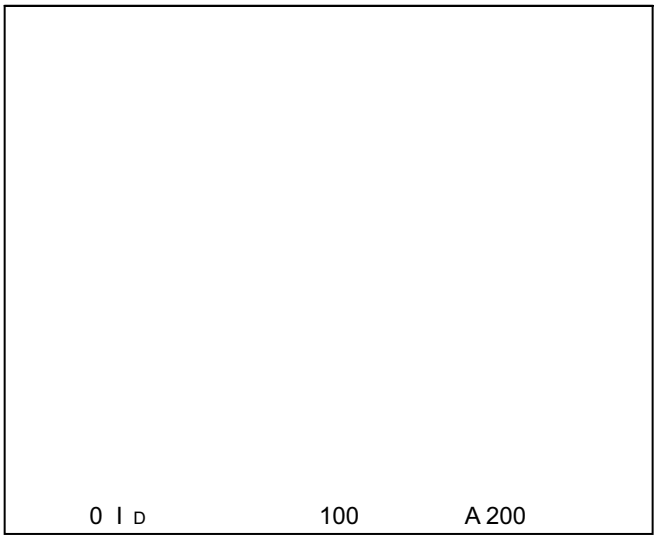

Fig2.Power dissi pation

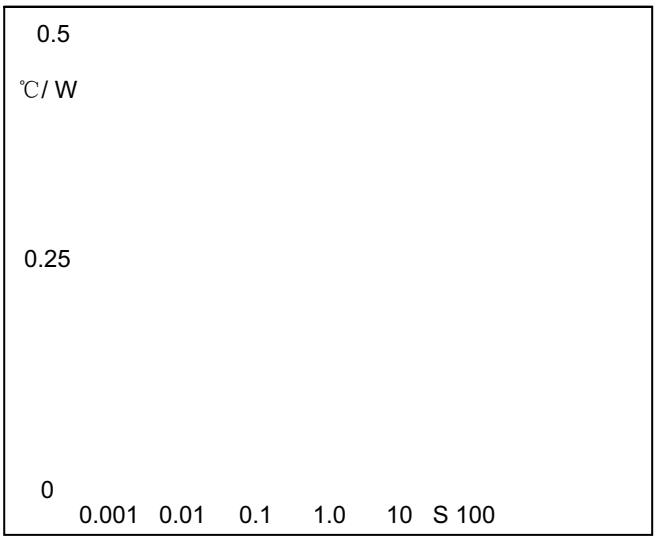

Fig3. Transient thermal impedance

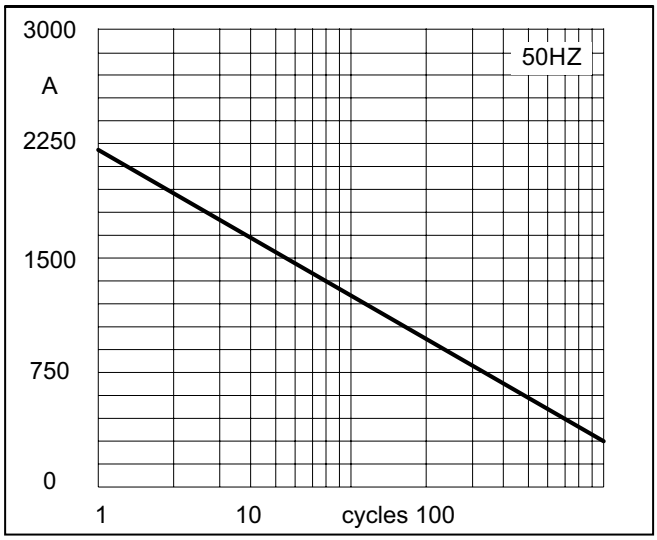

Fig4. Max Non-Repetitive Forward Surge Current

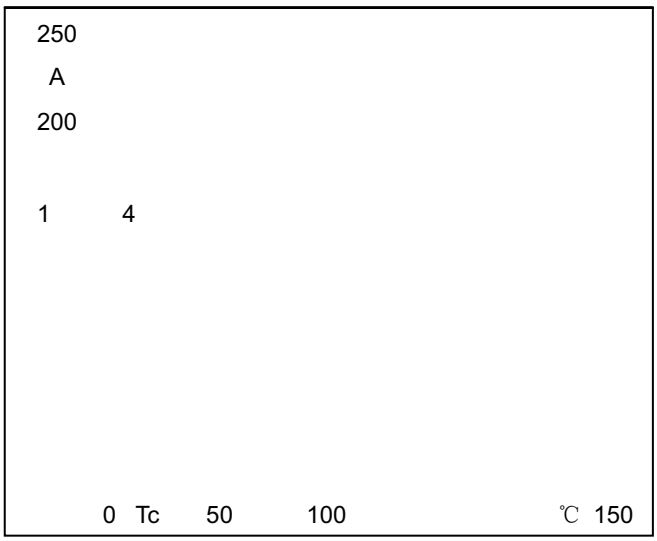

Fig5.Forward Current Derating Curve

Outside Dimension

