PRODUCT FEATURES

•

N.m

N.m

R_{thJC}

ELECTRICAL CHARACTERISTICS

T_C=25℃ unless otherwise specified

Symbol	Parameter	Test Conditions	Min.	Typ.	Max.	Unit
I_{RM}	Reverse Leakage Current	V_R=600V	--	--	0.5	mA
		V_R=600V, T_J=125℃	--	--	5	mA
V_F	Forward Voltage	I_F=100A	--	1.2	1.5	V
		I_F=100A, T_J=125℃	--	1.00	--	V
t_r	Reverse Recovery Time $_r$	I_F=1A, V_R= 30V, di_F/dt=-200A/μs	--	50	--	ns
t_r	Reverse Recovery Time $_r$	V_R=300V, I_F=100A	--	105	--	ns
I_{RRM}	Max. Reverse Recovery Current	di_F/dt=-200A/μs,T_J=25℃	--	10	--	A
t_r	Reverse Recovery Time $_r$	V_R=300V, I_F=100A	--	200	--	ns
I_{RRM}	Max. Reverse Recovery Current	di_F/dt=-200A/μs,T_J=125℃	--	18	--	A

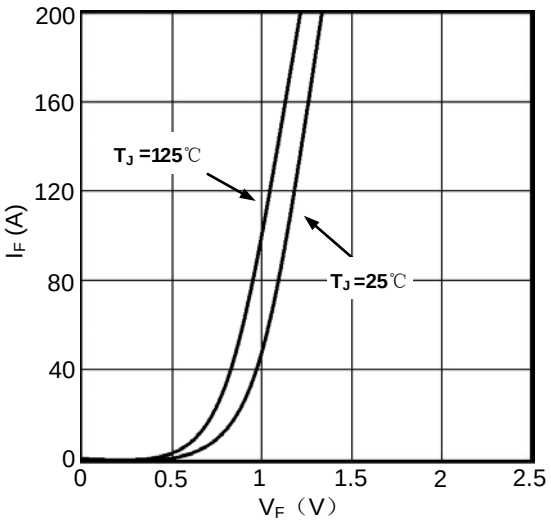

Figure1. Forward Voltage Drop vs Forward Current

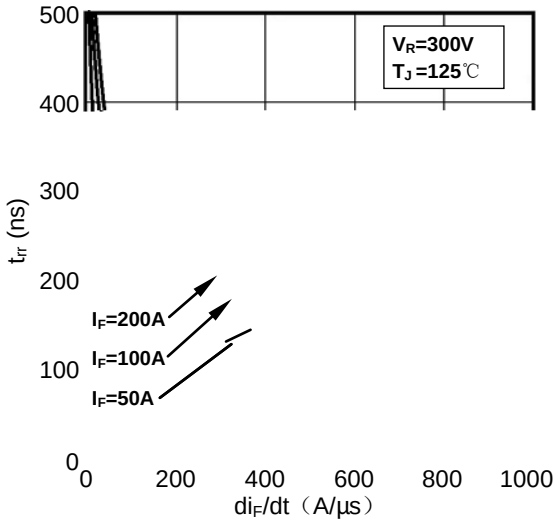

Figure2. Reverse Recovery Time vs di_F/dt

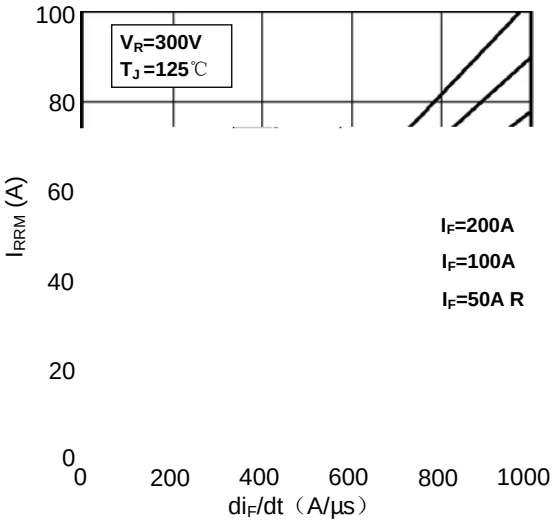

Figure3. Reverse Recovery Current vs di_F/dt

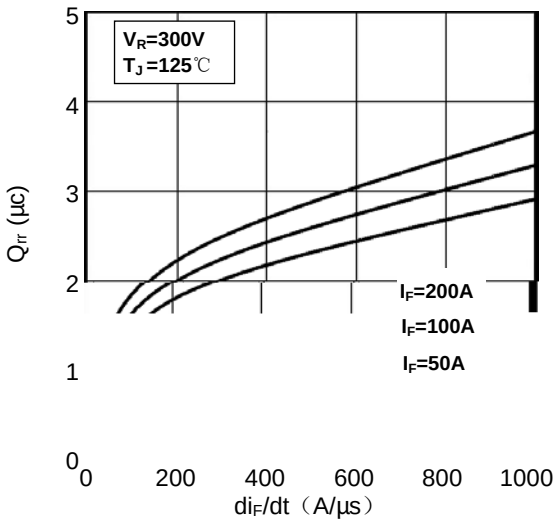

Figure4. Reverse Recovery Charge vs di_F/dt

